




Cod.			D1 mm	D2 mm	L mm	Z mm	Z1 mm	 KG
	inch	inch						
SD112-138L	1"1/2	1"3/8	84	62	130	20	108	3,79
SD112-112L	1"1/2	1"1/2	84	65	130	21	108	3,86
SD112-158L	1"1/2	1"5/8	84	70	130	23	108	3,70
SD112-134L	1"1/2	1"3/4	84	75	130	25	102	3,70
SD112-178L	1"1/2	1"7/8	84	78	130	26	102	3,80
SD112-200L	1"1/2	2"	84	82	150	30	102	3,90
SD112-218L	1"1/2	2"1/8	84	84	150	30	102	4,00
SD112-214L	1"1/2	2"1/4	86	89,5	150	30	102	4,40
SD112-238L	1"1/2	2"3/8	86	93	150	25	102	4,80
SD112-212L	1"1/2	2"1/2	86	98	150	25	102	4,90
SD112-258L	1"1/2	2"5/8	86	102	170	40	126	6,10
SD112-234L	1"1/2	2"3/4	86	105,5	170	40	126	6,40
SD112-278L	1"1/2	2"7/8	86	110	170	42	126	6,80
SD112-300L	1"1/2	3"	86	113	170	42	126	7,60
SD112-318L	1"1/2	3"1/8	86	119	170	42	126	7,60
SD112-314L	1"1/2	3"1/4	86	121,5	180	50	135	9,20
SD112-338L	1"1/2	3"3/8	86	125	180	50	135	9,40
SD112-312L	1"1/2	3"1/2	86	130	180	50	135	9,90
SD112-358L	1"1/2	3"5/8	86	134	190	50	135	10,30
SD112-334L	1"1/2	3"3/4	96	137	190	55	143	12,10
SD112-378L	1"1/2	3"7/8	96	142	190	55	143	12,40
SD112-400L	1"1/2	4"	96	147	190	55	143	12,80
SD112-414L	1"1/2	4"1/4	96	155	200	70	141	14,70
SD112-438L	1"1/2	4"3/8	96	160	200	70	141	14,88
SD112-412L	1"1/2	4"1/2	96	163	200	72	150	15,10
SD112-458L	1"1/2	4"5/8	96	166	200	77	138	15,50
SD112-434L	1"1/2	4"3/4	96	169	200	77	138	15,80
SD112-478L	1"1/2	4"7/8	96	174	200	77	137	16,14
SD112-500L	1"1/2	5"	96	177	210	77	145	17,84
SD112-518L	1"1/2	5"1/8	96	180	210	80	145	18,93
SD112-514L	1"1/2	5"1/4	108	186	210	80	144	18,86
SD112-538L	1"1/2	5"3/8	108	189	210	80	143	19,60
SD112-512L	1"1/2	5"1/2	108	192	210	80	142	20,30
SD112-534L	1"1/2	5"3/4	108	200	210	85	140	20,60
SD112-578L	1"1/2	5"7/8	108	203	210	85	140	21,40
SD112-600L	1"1/2	6"	108	206	210	85	139	22,70